

Swivel castor with total lock KDT 200

ELK⚡

Transport Series KD - Wheel EL

-20 °C - +60 °C

+++
swivels easily

+++
wear resistant

+++
shock proof

+++
floor protective

+++
weather proof

Wheel



rubber tyre, electricallyconductive, volume resistance value $<10^4\Omega$

bolted steel rim zinc plated, volume resistance value $<10^4\Omega$

Fork



Finish: electro-zinc plated, hardened steel balls, double ball race swivel head – pressed steel sheet, with strong Kingpin bolted and locked – adjustable, thermoplastic dust protection ring and seal, wheel axle bolted, adjustable total lock – leading or trailing available

Swivel castor with total lock Wheel-Ø A x width B mm: 200x50

Load Capacity kg: 205

Load capacity tested according to EN 12530 and EN 12527

Overall height H mm: 249

Dimension of top plate TP mm: 135x110

Hole spacing HS mm: 105x80

Hole-Ø HD mm: 12,5

Swivel radius SR mm: 170

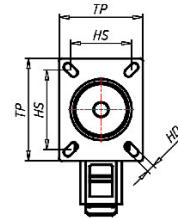
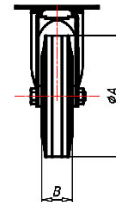
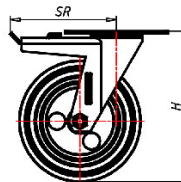
Wheel bearing: Ball bearing

Advantages

- ✓ electrically conductive
- ✓ silent in motion
- ✓ good running performance
- ✓ resistant to diluted acids

©Copyright 2024 Rollenbau GmbH, www.rollenbau.at 20.05.2024

ROLLENBAU



Applications

- Trash container trucks
- Dollies